



Quick Start - Front

32" PCAP 10-Point Touch

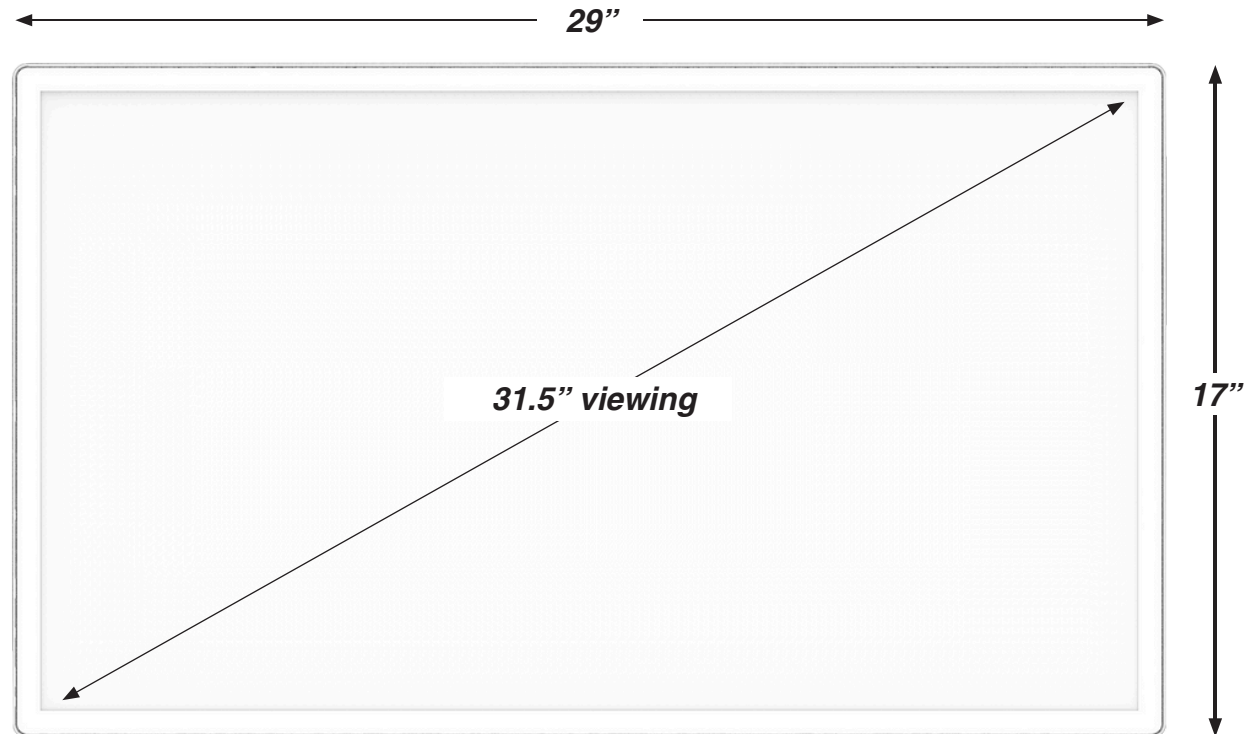
Installation:

- Review this quick-start guide and familiarize yourself with the monitor.
- When unpacking, handle the monitor with care making use of the carry handles. Remove protective wrapping including from the display.
- Attach mounting brackets as appropriate and mount before connecting cables.
- Connect video signal & USB touch cables to PC or other appropriate input source.
- The monitor will auto-seek to any connected video input. If multiple input sources are connected they can be selected using the buttons for the menu, or use the remote or any connected room controller.
- Connect power supply to the monitor then plug into AC mains as final step.

Note: The monitor default is to power on when power is attached, it will then stay on if an active video source is connected. If video is disconnected it will auto power Off. This can be changed through the OSD menu.

Monitor Information

- Volanti Display 32" PCAP multi-touch 4K resolution monitor. See Input note below.
- Windows 10-point multi-touch, HID compatible so just plug & play, no additional drivers or software required if using Windows 8 or 10.
- Input: Use Ultra-HD (3840x2160) @60Hz for optimal image quality. Lower resolution input will be scaled to fill the display. The aspect ratio of the display is 16:9, other aspect ratios may result in black bars on the sides, for example a 4:3 image source will result in black bars left & right.



In the Box

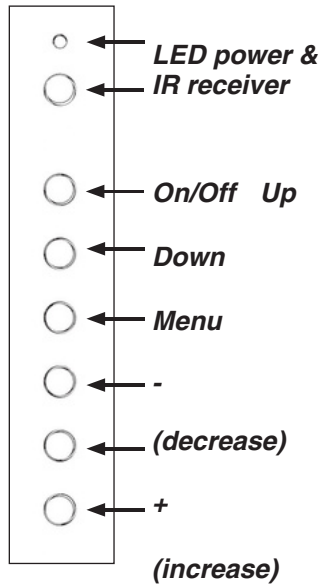
The Volanti 32" PCAP touch monitor comes with:

- Volanti 32" PCAP touch monitor.
- Remote control (with batteries).
- Power supply and power cord.
- HDMI cable
- USB cable

Quick Start - Back

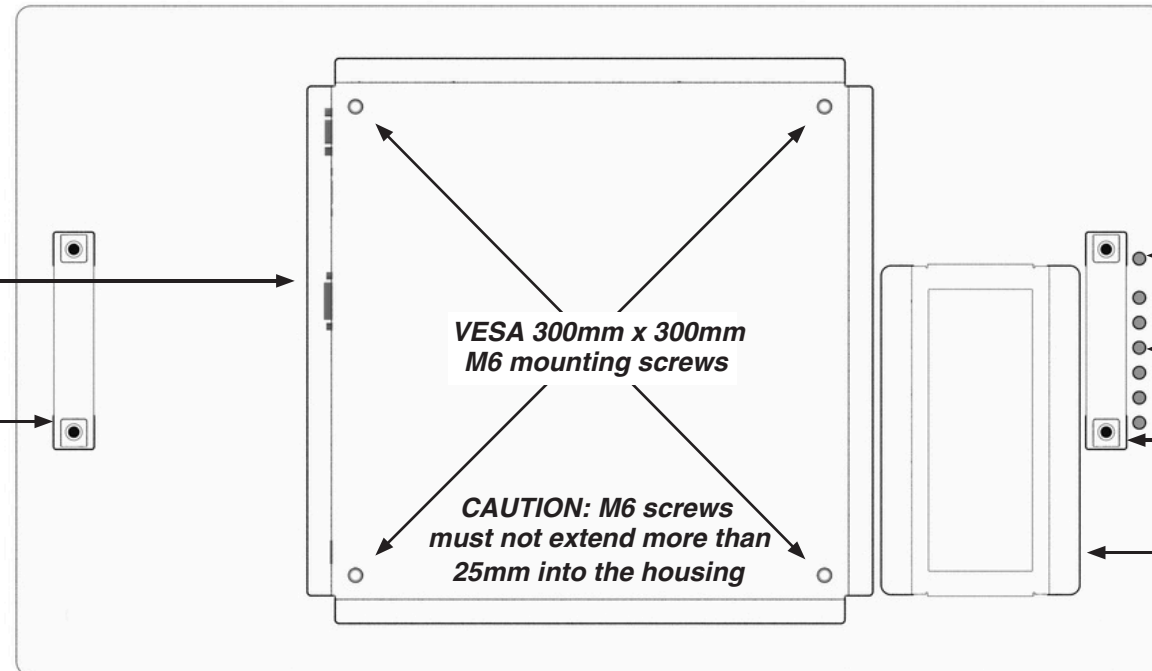
32" PCAP 10-Point Touch

Menu Buttons



Connectors shown below

Handle (removable)



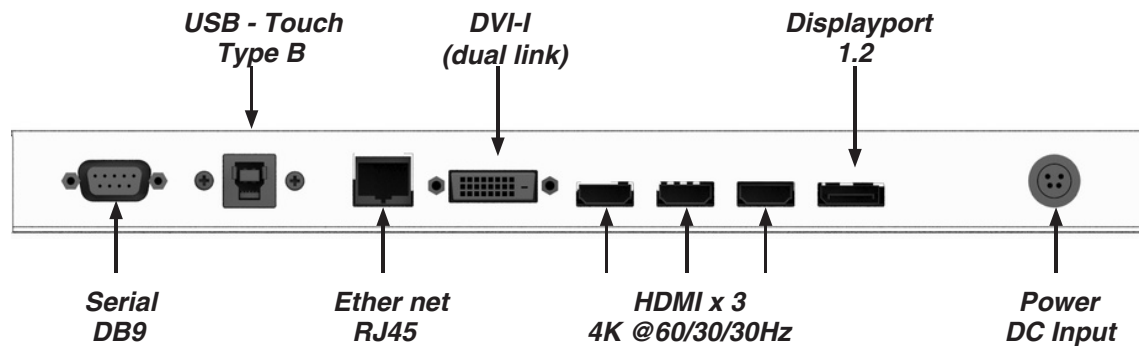
Power LED IR receiver

Menu buttons

Handle

(removable)

Power supply & bracket (removable)



Dimensions:

Width: 29"

Height: 17"

Active viewing area: 31.5" diagonal

Serviceability: The monitor should only be serviced by Volanti or authorized agents. It is not designed to be user serviceable.